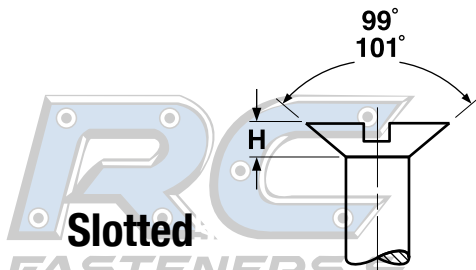


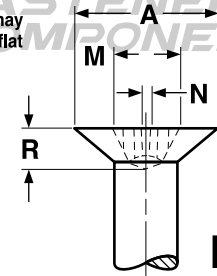
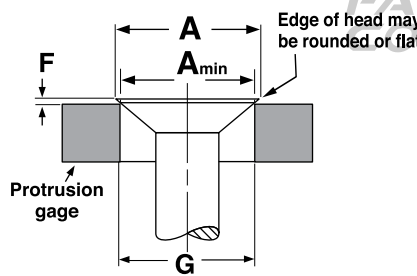
**100° Flat
Combo Truss**

Head Dimensions

Machine Screws



Slotted

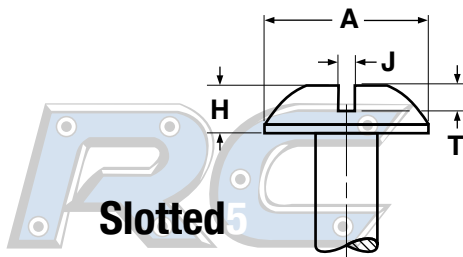


Phillips

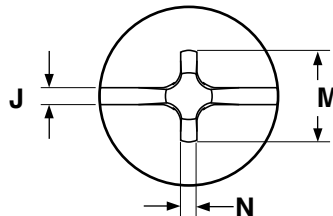
FLAT HEAD 100° FOR MACHINE SCREWS

ASME B18.6.3-2002

Nominal Size	A		H		J		T		M	R	N	F		G	Phillips Driver Size
	Head Dimensions				Slot Dimensions				Recess Dimensions			Protrusion Above Gaging Diameter		Gaging Diameter	
	Diameter		Height		Width		Depth		Diam.	Depth	Width	Max	Min		
	Max	Min	Max	Min	Max	Min	Max	Min	Ref	Ref	Ref	Max	Min		
0	.112	.095	.026	.019	.023	.016	.013	.008	.054	.027	.013	.020	.012	.074	0
2	.162	.142	.037	.029	.031	.023	.019	.012	.088	.048	.012	.022	.014	.121	1
4	.212	.188	.049	.039	.039	.031	.024	.017	.110	.070	.018	.025	.016	.167	1
6	.262	.235	.060	.049	.048	.039	.030	.022	.148	.074	.027	.028	.017	.214	2
8	.312	.282	.072	.060	.054	.045	.036	.027	.162	.090	.028	.031	.019	.261	2
10	.362	.329	.083	.070	.060	.050	.042	.031	.178	.104	.030	.034	.021	.307	2
12	.438	.375	.095	.080	-	-	.050	.039	-	-	-	.037	.023	-	3
1/4	.477	.437	.110	.094	.075	.064	.055	.042	.240	.124	.033	.040	.025	.415	3
5/16	.597	.550	.138	.118	.084	.072	.069	.053	.310	.157	.053	.047	.030	.526	4



Slotted



Phillips

COMBINATION DRIVE TRUSS HEADS FOR MACHINE SCREWS

ASME B 18.6.3-2002

Nominal Size	A		H		J		T		M	G	N	Recess Penetration Gaging Depth		Phillips Driver Size
	Head Diameter		Height of Head		Width of Slot		Depth of Slot		Dimensions of Recess			Recess Penetration Gaging Depth		
									Diameter	Depth	Width	Max	Min	
	Max	Min	Max	Min	Max	Min	Max	Min	Ref	Ref	Ref	Max	Min	
4	.257	.241	.069	.059	.039	.031	.040	.027	.105	.060	.018	.062	.044	1
6	.321	.303	.086	.074	.048	.039	.050	.033	.151	.071	.027	.073	.048	2
8	.384	.364	.102	.088	.054	.045	.058	.040	.166	.086	.029	.088	.063	2
10	.448	.425	.128	.113	.060	.050	.068	.048	.181	.102	.030	.104	.079	2
12	.511	.487	.134	.118	.067	.056	.077	.055	.241	.115	.032	.111	.086	3
1/4	.573	.546	.150	.133	.075	.064	.087	.063	.256	.130	.033	.126	.101	3