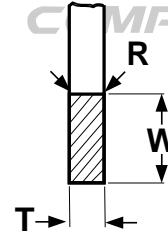
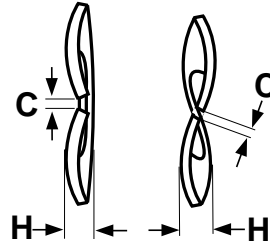



Curved Spring Lockwasher

METRIC

Washers



$C < T$ min.

METRIC - CURVED SPRING LOCKWASHERS

DIN 128A
& 128B

| Nominal Washer Size | A | | B | H | | W | | T | | R |
|---------------------|-----------------|------|------------------|-------------------|------|---------------|------|-------------------|-----|--------|
| | Inside Diameter | | Outside Diameter | Total Wave Height | | Section Width | | Section Thickness | | Radius |
| | Max | Min | Max | Max | Min | Max | Min | Max | Min | Ref |
| M2 | 2.4 | 2.1 | 4.4 | 0.9 | 0.7 | 1.0 | 0.8 | 0.6 | 0.4 | 0.1 |
| M2.3 | 2.7 | 2.4 | 4.9 | 1.1 | 0.9 | 1.1 | 0.9 | 0.7 | 0.5 | 0.1 |
| M2.5 | 2.9 | 2.6 | 5.1 | 1.1 | 0.9 | 1.1 | 0.9 | 0.7 | 0.5 | 0.1 |
| M2.6 | 3.0 | 2.7 | 5.2 | 1.1 | 0.9 | 1.1 | 0.9 | 0.7 | 0.5 | 0.1 |
| M3 | 3.4 | 3.1 | 6.2 | 1.3 | 1.1 | 1.4 | 1.2 | 0.8 | 0.6 | 0.1 |
| M3.5 | 3.9 | 3.6 | 6.7 | 1.3 | 1.1 | 1.4 | 1.2 | 0.8 | 0.6 | 0.1 |
| M4 | 4.4 | 4.1 | 7.6 | 1.4 | 1.2 | 1.6 | 1.4 | 0.9 | 0.7 | 0.2 |
| M5 | 5.4 | 5.1 | 9.2 | 1.7 | 1.5 | 1.9 | 1.7 | 1.1 | 0.9 | 0.2 |
| M6 | 6.5 | 6.1 | 11.8 | 2.2 | 2.0 | 2.65 | 2.35 | 1.4 | 1.2 | 0.3 |
| M7 | 7.5 | 7.1 | 12.8 | 2.2 | 2.0 | 2.65 | 2.35 | 1.4 | 1.2 | 0.3 |
| M8 | 8.6 | 8.2 | 14.9 | 2.75 | 2.45 | 3.15 | 2.85 | 1.7 | 1.5 | 0.5 |
| M10 | 10.7 | 10.2 | 18.1 | 3.15 | 2.85 | 3.7 | 3.3 | 1.9 | 1.7 | 0.5 |

| | |
|---------------------------------|--|
| Description | A coiled, hardened, split circular washer with a wave-shaped wire section, for use with metric screws. |
| Applications/ Advantages | Offers more resistance to vibration than helical split lock washers. Can be used in both left hand and right hand bolting connections. |
| Material | Spring steel |
| Hardness | Rockwell C 44 - 51 |
| Plating | See Appendix-A for information about the plating of carbon steel and alloy steel lock washers. |