
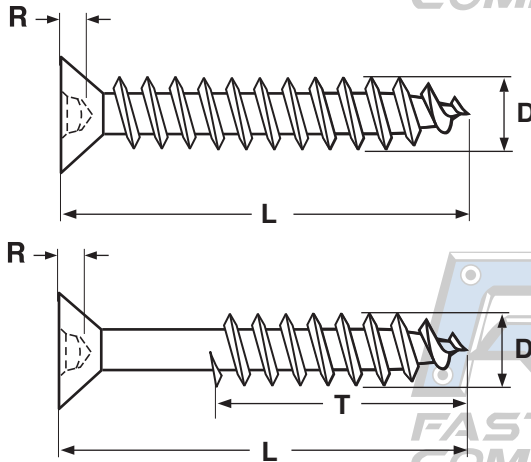
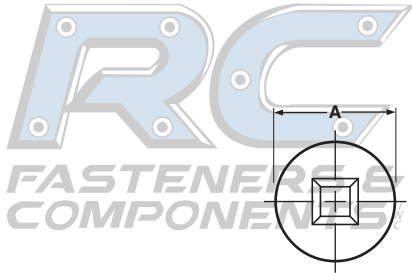



DEEP THREAD **Flat Head w/
Square Recess**



FLAT SQUARE RECESS DEEP THREAD WOOD SCREW									
Nominal Diameter	A		R		D		T		Recess Size
	Head Diameter		Recess Depth		Major Diameter		Threaded Length		
	Max	Min	Max	Min	Max	Min	L ≤ 1"	L > 1"	
6	0.279	0.244	0.065	0.057	0.152	0.142	Full thread	2/3 thread	#2
8	0.332	0.292	0.075	0.065	0.174	0.164	Full thread	2/3 thread	#2
Tolerance on Length		Up to 5/8"				+0 / -0.03			
		Over 5/8 to 1.5"				+0 / -0.05			
		Over 1.5 to 2.75"				+0 / -0.06			
		Over 2.75 to 5"				+0 / -0.09			

Description	An externally threaded fastener with a countersunk head, square socket recess, a single lead thread. The shank has a reduced diameter.
Applications / Advantages	The deeper thread design offers greater resistance to pull-out forces. Square recess is preferred in many overhead installations.
Material	C1022 case-hardened steel
Surface Hardness	Rockwell C 45 minimim
Case Depth	0.004" - 0.009"
Torque	#6 Diameter: 21 kg/cm minimum; #8 Diameter: 35 kg/cm minimum
Plating	See Appendix-A for plating information